



Supply Circuit

Cabinet

Content

Network/Server Cabinet.....	2
Wall Mount Cabinet.....	5
Open Rack.....	7
Accessories.....	8
Accessories - Shelfes.....	9
Accessories - Plinth.....	10
PDU.....	11

Network/Server Cabinet

18u, 22u, 27u, 32u, 37u, 42u & 47u

Material & Finish

Cold Rolled Steel, Black RoHS compliant powder coating. Welded frame structure. Mounting rails in zinc coated aluminium, Glass doors are 5mm tempered security glass.

Comply towards: ANSI/EIA RS-310D, IEC 60297-2, DIN41494 P1, DIN41494 P7,

Ordering Information

Ordering Code	Model	Width (mm)	Depth (mm)	Height (mm)
NS1801-ABC	18U	600	600	988
NS1802-ABC	18U	600	800	988
NS1803-ABC	18U	600	900	988
NS1804-ABC	18U	600	1000	988
NS2201-ABC	22U	600	600	1166
NS2202-ABC	22U	600	800	1166
NS2203-ABC	22U	600	900	1166
NS2204-ABC	22U	600	1000	1166
NS2701-ABC	27U	600	600	1388
NS2702-ABC	27U	600	800	1388
NS2703-ABC	27U	600	900	1388
NS2704-ABC	27U	600	1000	1388
NS3201-ABC	32U	600	600	1610
NS3202-ABC	32U	600	800	1610
NS3203-ABC	32U	600	900	1610
NS3204-ABC	32U	600	1000	1610
NS3701-ABC	37U	600	600	1833
NS3702-ABC	37U	600	800	1833
NS3703-ABC	37U	600	900	1833
NS3704-ABC	37U	600	1000	1833
NS3705-ABC	37U	600	1200	1833



Network/Server Cabinet

18u, 22u, 27u, 32u, 37u, 42u & 47u

Material & Finish

Cold Rolled Steel, Black RoHS compliant powder coating. Welded frame structure. Mounting rails in zinc coated aluminium, Glass doors are 5mm tempered security glass.

Comply towards: ANSI/EIA RS-310D, IEC 60297-2, DIN41494 P1, DIN41494 P7,

Ordering Information

Ordering Code	Model	Width (mm)	Depth (mm)	Height (mm)
NS4201-ABC	42U	600	600	2055
NS4202-ABC	42U	600	800	2055
NS4203-ABC	42U	600	900	2055
NS4204-ABC	42U	600	1000	2055
NS4205-ABC	42U	600	1100	2055
NS4206-ABC	42U	600	1200	2055
NS4207-ABC	42U	800	600	2055
NS4208-ABC	42U	800	800	2055
NS4209-ABC	42U	800	900	2055
NS4210-ABC	42U	800	1000	2055
NS4211-ABC	42U	800	1100	2055
NS4212-ABC	42U	800	1200	2055
NS4701-ABC	47U	600	600	2277
NS4702-ABC	47U	600	800	2277
NS4703-ABC	47U	600	900	2277
NS4704-ABC	47U	600	1000	2277
NS4705-ABC	47U	600	1100	2277
NS4706-ABC	47U	600	1200	2277
NS4707-ABC	47U	800	600	2277
NS4708-ABC	47U	800	800	2277
NS4709-ABC	47U	800	900	2277
NS4710-ABC	47U	800	1000	2277
NS4711-ABC	47U	800	1100	2277
NS4712-ABC	47U	800	1200	2277



Network/Server Cabinet

18u, 22u, 27u, 32u, 37u, 42u & 47u

Material & Finish

Cold Rolled Steel, Black RoHS compliant powder coating. Welded frame structure. Mounting rails in zinc coated aluminium, Glass doors are 5mm tempered security glass.

Comply towards: ANSI/EIA RS-310D, IEC 60297-2, DIN41494 P1, DIN41494 P7,

Ordering Information

-ABC
 A = FRONT DOOR
 B = BACK DOOR
 C = ASSEMBLED OR FLATPACK

FRONT DOOR (A)

Ordering Code	Model	Comments
M	Plain Metal Door	Powder Coated in Cabinet colour
D	Ventilated Double Door	Powder coated, 75% Ventilation
V	Ventilated Single Door	Powder coated, 75% Ventilation
G	Glass Door	With Ventilated sideframe

BACK DOOR (B)

Ordering Code	Model	Comments
M	Plain Metal Door	Powder Coated in Cabinet colour
D	Ventilated Double Door	Powder coated, 75% Ventilation
V	Ventilated Single Door	Powder coated, 75% Ventilation

ASSEMBLY (C)

Ordering Code	Feature
A	Assembled
F	Flat Pack

Wall Mount Cabinet

6u, 9u, 12u, 15u, 18u, 22u & 27u

Material & Finish

Cold Rolled Steel, Black RoHS compliant powder coating. Welded frame structure. Mounting rails in zinc coated aluminium, Glass doors are 5mm tempered security glass.

Comply towards: ANSI/EIA RS-310D, IEC 60297-2, DIN41494 P1, DIN41494 P7,

Ordering Information

Ordering Code	Model	Width (mm)	Depth (mm)	Height (mm)
WM0601-AB	6U	600	450	368
WM0602-AB	6U	600	600	368
WM0901-AB	9U	600	450	501
WM0902-AB	9U	600	600	501
WM1201-AB	12U	600	450	635
WM1202-AB	12U	600	600	635
WM1501-AB	15U	600	450	769
WM1502-AB	15U	600	600	769
WM1801-AB	18U	600	450	901
WM1802-AB	18U	600	600	901
WM2201-AB	22U	600	450	1082
WM2202-AB	22U	600	600	1082
WM2701-AB	27U	600	450	1304
WM2702-AB	27U	600	600	1304



Wall Mount Cabinet Swing Out Section

6u, 9u, 12u, 15u, 18u, 22u & 27u

Material & Finish

Cold Rolled Steel, Black RoHS compliant powder coating. Welded frame structure. Mounting rails in zinc coated aluminium, Glass doors are 5mm tempered security glass.

Comply towards: ANSI/EIA RS-310D, IEC 60297-2, DIN41494 P1, DIN41494 P7,

Ordering Information

Ordering Code	Model	Width (mm)	Depth (mm)	Height (mm)
WMD0601-AB	6U	600	550	368
WMD0901-AB	9U	600	550	501
WM1D201-AB	12U	600	550	635
WMD1501-AB	15U	600	550	769
WMD1801-AB	18U	600	550	901



-AB
A = FRONT DOOR
B = ASSEMBLED OR FLATPACK

FRONT DOOR (A)

Ordering Code	Model	Comments
M	Plain Metal Door	Powder Coated in Cabinet colour
G	Glass Door	With Ventilated sideframe

ASSEMBLY (B)

Ordering Code	Feature
A	Assembled
F	Flat Pack

Open Rack

22u, 32u, 37u, 42u & 47u

Material & Finish

Cold Rolled Steel, Black RoHS compliant powder coating. Welded frame structure. Mounting rails in zinc coated aluminium, Glass doors are 5mm tempered security glass.

Comply towards: ANSI/EIA RS-310D, IEC 60297-2, DIN41494 P1, DIN41494 P7,

Ordering Information

Ordering Code	Model	Width (mm)	Depth (mm)	Height (mm)
OR22	22U	600	600	1119
OR32	32U	600	600	1562
OR37	37U	600	600	1785
OR42	42U	600	600	2007
OR47	47U	600	600	2230





Accessories

Ordering Information

Ordering Code	Model	Description	
FA01	1way 220V	Fan Unit for Wall Mount Cabinet, CE	
FA02	2way 220v	Fan Unit Modular for Floor Cabinet, CE	
BK01	Baying Kit	To connect two cabinets	
BL01	1U	Blanking Plate	
BL01	2U	Blanking Plate	
BL01	4U	Blanking Plate	
CM01	1u	Cable Manager Brush Type	
CM02	1u	Cable manager Plastic w Cover	
CM03	2u	Cable manager Plastic w Cover	
CM04	1u	Cable manager Rings	
CM05	2u	Cable manager Rings	
CN01		Cage Nuts, 100pc	


Accessories - Shelves

Ordering Information

Ordering Code	For Cabinet Depth (mm)	Description	Comments	
FSN01	600	Fixed Shelf wo Mount Ears	60kg Load	
FSN02	800	Fixed Shelf wo Mount Ears	60kg Load	
FSN03	900	Fixed Shelf wo Mount Ears	60kg Load	
FSN04		Fixed Shelf wo Mount Ears	60kg Load	
FSN05	600	Fixed Shelf wo Mount Ears	100kg Load	
FSN06	800	Fixed Shelf wo Mount Ears	100kg Load	
FSN07	900	Fixed Shelf wo Mount Ears	100kg Load	
FSN08		Fixed Shelf wo Mount Ears	100kg Load	
FSE01	600	Fixed Shelf w Mount Ears	60kg Load	
FSE02	800	Fixed Shelf w Mount Ears	60kg Load	
FSE03	900	Fixed Shelf w Mount Ears	60kg Load	
FSE04		Fixed Shelf w Mount Ears	60kg Load	
FSE05	600	Fixed Shelf w Mount Ears	100kg Load	
FSE06	800	Fixed Shelf w Mount Ears	100kg Load	
FSE07	900	Fixed Shelf w Mount Ears	100kg Load	
FSE08		Fixed Shelf w Mount Ears	100kg Load	
FSE09	600	Fixed Shelf w Mount Ears 2u	60kg Load	
FSE10	800	Fixed Shelf w Mount Ears 2u	60kg Load	
FSE11	900	Fixed Shelf w Mount Ears 2u	60kg Load	
FSE12		Fixed Shelf w Mount Ears 2u	60kg Load	
SS01	600	Sliding Shelf	20kg Load	
SS02	800	Sliding Shelf	20kg Load	
SS03	900	Sliding Shelf	20kg Load	
SS04		Sliding Shelf	20kg Load	
DR01	600	Drawer	20kg Load	
DR02	800	Drawer	20kg Load	
DR03	900	Drawer	20kg Load	
DR04		Drawer	20kg Load	

Accessories - Plinth

Ordering Information

Ordering Code	Plinth Height (mm)	Description	
PL01	100	Plinth for 600x600mm Cabinet	
PL02	100	Plinth for 600x800mm Cabinet	
PL03	100	Plinth for 600x900mm Cabinet	
PL04	100	Plinth for 600x1000mm Cabinet	
PL05	100	Plinth for 800x600mm Cabinet	
PL06	100	Plinth for 800x800mm Cabinet	
PL07	100	Plinth for 800x900mm Cabinet	
PL08	100	Plinth for 800x1000mm Cabinet	
PL09	200	Plinth for 600x600mm Cabinet	
PL10	200	Plinth for 600x800mm Cabinet	
PL11	200	Plinth for 600x900mm Cabinet	
PL12	200	Plinth for 600x1000mm Cabinet	
PL13	200	Plinth for 800x600mm Cabinet	
PL14	200	Plinth for 800x800mm Cabinet	
PL15	200	Plinth for 800x900mm Cabinet	
PL16	200	Plinth for 800x1000mm Cabinet	

PDU

Material & Finish

UK or IEC6320 C13/14 Type PDU units in Plastic body and metal mounting ears.
Comply towards: CE

Ordering Information

Ordering Code	Description	Cable Length(m)
PDUUK01	19 Inch 6way PDU, 10A, Switch	1.8
PDUUK02	19 Inch 6way PDU, 10A, Switch	3.0
PDUUK03	8way PDU, 10A, Switch	3.0
PDUUK04	10way PDU, 10A, Switch	3.0
PDUUK05	12way PDU, 10A, Switch	3.0
PDUUK06	15way PDU, 10A, Switch	3.0
PDUUK07	18way PDU, 10A, Switch	3.0
PDUC1301	19 Inch 6way PDU, C13 10A, Switch	3.0
PDUC1302	19 Inch 6way PDU, C13 10A, Switch	3.0
PDUC1303	8way PDU, C13 10A, Switch	3.0
PDUC1304	10way PDU, C13 10A, Switch	3.0
PDUC1305	12way PDU, C13 10A, Switch	3.0
PDUC1306	15way PDU, C13 10A, Switch	3.0
PDUC1307	18way PDU, C13 10A, Switch	3.0



Supply Circuit

Contacts:

Saudi Arabia- Riyadh

Tel: +966 11 490 37 10

Fax: +966 11 297 0313

PO. Box: 420 Riyadh: 11421

United Arab Emirates- Dubai

Tel: +971 4 40 96 869

Fax: +971 4 40 96 850

PO. Box: 124342

Contact Email :info@supplycircuit.com